



Full Motion Minnow


Hook: Straight Eye streamer Hook #6-#2
Thread: 6/0 Uni Light Cahill
Over Wing: Zonker Strip (darker color)
Under Wing: Rabbit Fur (lighter color)
Flash: Krystal Flask (pearl)
Cheeks: Rabbit Fur (hot or accent color)
Eye: 3D Epoxy Eyes

Tying Instructions


1. Weight fly with lead wire on the hook shank and secure with several wraps of thread if desired. Then place the thread at the bend of the hook and tie in a zonker strip on top of the hook shank at the single tie in point.
2. Move the thread forward to the mid point of the hook shank and then tie in a clump of rabbit fur on the bottom of the hook shank.
3. Move the thread forward to the hook eye area. Tie in the wing and trim the zonker strip.
4. Tie in a second clump of rabbit fur on the bottom of the hook shank. this clump should be quite full.
5. Secure the Krystal Flash down each side of the fly.
6. Take a smaller clump of rabbit fur in a contrasting color and tie a small clump along each side of the fly over top of the flash material.
7. Secure the 3D eyes to the head of the fly and cover with a very thin coat of epoxy or equivalent.




1 Make sure not to trap rabbit fur fibers at the tie in point. This “back” of the minnow can be tied in a variety of colors to match your local baitfish or to work as an “attractor.”




2 Pull the wing out of the way to tie in this clump. It should be more sparse than the front clump. Isimply cut the fur off of a zonker strip for this step.



3 Favorite colors for the upper wing are tan, grizzly, brown, chartreuse, hot orange and natural cottontail. Mottled colors add to the life-like look of the fly. Hot colors catch the fish’s attention.



4 A full collar of rabbit fur helps make the fly taper in a “teardrop shape” White is color as are yellow and orange for the belly of this pattern.



5 Flash is important in this pattern, but you don’t need to over do it. Half a dozen strands down either side of the fly will be sufficient.



6 This cheek or lateral line clump of rabbit fur should be quite sparse. It should accent the back and belly colors.



7 Eyes are an important element of any minnow pattern. A prominent 3D eye makes this fly come to life. A red flash for gills can also be added to this pattern as an additional trigger mechanism.



For more information contact
 Grand River Troutfitters
 (519) 787-4359
www.grandrivertroutfitters.com