






Traditional Steelhead Wet Fly

- Hook:** Bartlett Style Spey Hook #1.5 or #3
Thread: 6/0 Black
Tag & Rib: #14 Mylar Tinsel Gold or Silver
Body: Polar Chenille Choice of Color
Wing: Calf Tail White or Accent Color)
Hackle: Schlappen Color to Match Body
Collar: Guinea Fowl to Compliment Hackle

Tying Instructions

1. Attach thread and tie in the tag of silver tinsel just in front of the hook point. Wind the tinsel back to a point mid way between the hook point and the hook barb then wind forward to the tie in point and tie off the tinsel, but do not trim it.
2. Tie in the Polar Chenille and move the thread to a point where the loop eye starts. Take the chenille forward in touching wraps it to the start of the loop eye. Tie off and trim.
3. Counter wrap the mylar through the Polar Chenille. Spreading out the fibers before starting this step will make for a better looking body. Trim any loose fibers into a tapered shape thin at the back and wider towards the front of the fly. Tie off and trim the mylar.
4. Select a clump of calf tail and tie this wing on top of the hook shank so it extends to the back of the hook bend.
5. Tie in a schlappen feather about 1.5 inches from the tip of the feather. Wrap a collar hackle with this schlappen.
6. Tie in a guinea feather or mallard flank by the tip and strip the top side of the feather off. Wrap a collar of guinea in front of the schlappen.
7. Form a neat head making sure the collared hackles have a nice sweep to them. Tie off, trim thread and cement.



The curves of the Bartlett Style hook add nice lines to any steelhead pattern.

Polar chenille is very fibrous. Make sure the core of the material touches after each wrap to avoid gaps and push the fibers back after each wrap to avoid trapping fibers.

The mylar rib will make the fibrous polar chenille into a more dense body. Use your scissors to complete the tapered body of the fly.

The calf tail wing adds height to this fly and aids in its tracking ability when in the water.

You can tie this collar as thick or as sparse as you would like. Sparse flies sink better, dense flies push more water to allow fish to find them in colored water.

The guinea collar adds a nice accent to the bright chenille and schlappen.

Make sure to leave enough room for a neat tapered head. This is a key element to making a pretty steelhead or salmon fly.



Fly tied by Stephen May
For more information contact
Grand River Troutfitters
(519) 787-4359
www.grandrivertroutfitters.com